

Project:	
Type:	
Description:	

## ENVIOS IP66 MEDIUM OUTDOOR - SURFACE



Envios IP66 Medium



### LIGHT ENGINE

Example:

**A** .   .     **.W** **A.PB83B.HQ26.W**

Wattage	Optics	CCT	Finishes	Wet Application
<b>PB83</b> 12W	<b>B</b> 12° (12W, 17W, 25W) Narrow 16° (38W) Narrow	<b>HQ</b> 3000K CRI >90 lm 1615/2410/3360/4900	<b>26</b> Black graphite	<b>W</b> Wet Rated
<b>PB84</b> 17W	<b>D</b> 22° (12W, 17W, 25W) Med narrow 25° (38W) Med narrow	<b>WW</b> 3000K CRI >80 lm 1935/2755/3865/5665	<b>27</b> White gloss	
<b>PB86</b> 25W	<b>E</b> 32° (12W, 17W, 25W) Med wide 35° (38W) Med wide	<b>WN<sup>1</sup></b> 3500K CRI >80 lm 1982/2890/4057/5817	<b>28</b> Metallised gray	
<b>PB88</b> 38W	<b>H</b> 42° (12W, 17W, 25W) Wide 43° (38W) Wide	<b>NN</b> 4000K CRI >80 lm 2030/3025/4250/5970		
	<b>M</b> 56° (12W, 17W, 25W) Very wide 61° (38W) Very wide			

NOTES:

1. For 3500K, must consult with factory to confirm availability

All lumens shown above are initial.  
Lumens delivered up to 1800/2340/3060/4300lm  
Lumen maintenance: L80 B10=50,000h

### DRIVER

Example:

**. F**   **. 0000** **V.FMH67.0000**

Dimming	Driver Location	Driver Code	Plate
<b>T</b> Phase-Cut	<b>. F</b> Remote Driver	120V, Phase-cut, dims down to 1%, powers 1 fixture at a time	<b>. 0000</b> No plate
		12W <b>MH63</b>	
		17W <b>MH62</b> fixture at a time	
		25W <b>MH60</b> fixture at a time	
		38W <b>EE69</b> fixture at a time	
<b>V</b> 0-10V		120/277V, 0-10V, dims down to 1% at 120V and 10% at 277V, powers 1 fixture at a time	
		12W <b>MH67</b>	
		17W <b>MH66</b> and 10% at 277V, powers 1 fixture at a time	
		25W <b>MH64</b> and 10% at 277V, powers 1 fixture at a time	
		38W <b>EE69</b> 1 fixture at a time	

NOTES

2. Driver must be mounted in a dry, accessible location  
3. For emergency driver options, consult factory

Project:	
Type:	
Description:	

**ENVIOS IP66 MEDIUM** **OUTDOOR - SURFACE**

**Technical Info**

**Driver:**

Remote driver is required to be mounted in a dry, accessible location.

**Optical features Light source features:**

1 LED/3 step/50,000 hrs  
 Beam Angles:  
 12°, 22°, 32°, 42°, 56° (12W, 17W, 25W)  
 16°, 25°, 35°, 43°, 61° (38W)

**Physical features:**

Material: Die-cast aluminum  
 Mounting: Surface  
 Surfaces: Ceiling  
 Weight: 4.4 lbs

**Max Remote Driver Distance:**

60 Ft, 18 Ga  
 80 Ft, 16 Ga  
 100 Ft, 14 Ga

**Luminaire Description:**

**Fixture Features:** Carries IP66 and wet rating for exterior use. Extra-light tempered glass is resistant to thermal and mechanical shocks. Nyglon PG9 cable gland available for cascaded electrical connection. Adjustable bracket with graduated goniometer for precise projector orientation.

**Fixture Benefits:** Can be fitted with no-glare grille, 45° visor. Part of the larger Envios family for consistency throughout a project. Variety of mounting options available.

**Max Fixture Total Wattage:**

12W LED: 15W  
 17W LED: 20W  
 25W LED: 28W  
 38W LED: 41W

**Accessories:** Please see page 3.

**Warranty:** 5 Year LED

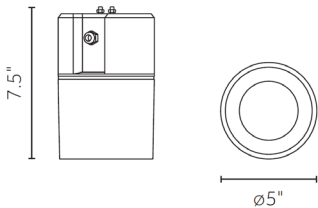
**ETL listed, Union assembled**

Reggiani reserves the right to change details at any time.  
 Rev 9/24/2020

**Technical Drawings**

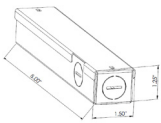
**LIGHT ENGINE**

Envios IP66 Medium



**DRIVER**

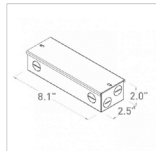
XS Remote Box



**FOR USE WITH: EE69 Driver**

1. Must be installed in an accessible serviceable location with maximum 90 degrees Fahrenheit temperature.
2. Requires 3" clearance from any insulation

Medium Remote Box



**FOR USE WITH: MH60, MH62, MH63, MH64, and MH67 Drivers**

1. Must be installed in an accessible serviceable location with maximum 90 degrees Fahrenheit temperature.
2. Requires 3" clearance from any insulation

Project:	
Type:	
Description:	

## ENVIOS IP66 MEDIUM

OUTDOOR - SURFACE

### ACCESSORIES

		<b>Description:</b> Connecting system for cable mounting	<b>Code:</b> 0.30725.0000	
		<b>Description:</b> Connecting system for pole mounting	<b>Code:</b> 0.30734.00__	<b>Finishes</b> 27 White gloss 26 Black-graphite 28 Metallised gray
		<b>Description:</b> Connecting system for pole mounting (2X)	<b>Code:</b> 0.30737.00__	<b>Finishes</b> 27 White gloss 26 Black-graphite 28 Metallised gray
		<b>Description:</b> Connecting system for wall mounting (fixed)	<b>Code:</b> 0.30791.00__	<b>Finishes</b> 27 White gloss 26 Black-graphite 28 Metallised gray
		<b>Description:</b> Connecting system for wall mounting (adjustable)	<b>Code:</b> 0.30793.00__	<b>Finishes</b> 27 White gloss 26 Black-graphite 28 Metallised gray
		<b>Description:</b> Stand: in-ground mounting	<b>Code:</b> 0.30798.00__	<b>Finishes</b> 27 White gloss 26 Black-graphite 28 Metallised gray
		<b>Description:</b> Earth spike for in-ground installation	<b>Code:</b> 0.30796.0000	
		<b>Description:</b> Anti-glare attachment 45°	<b>Code:</b> 0.30731.00__	<b>Finishes</b> 21 Black
		<b>Description:</b> Anti-glare louvre	<b>Code:</b> 0.30741.00__	<b>Finishes</b> 21 Black