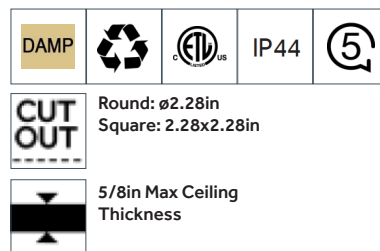


## INDOOR - RECESSED



### Mood Square Trimless

Example:

<b>12</b>	Embossed matt white
<b>31</b>	Embossed matt black
<b>T7<sup>1</sup></b>	Black trim /Gold reflector
<b>T9<sup>1</sup></b>	White trim/ Copper reflector
<b>C0<sup>1</sup></b>	Matt White
<b>W1<sup>1</sup></b>	White Super Glossy
<b>01<sup>1</sup></b>	Chrome Plated
<b>W5<sup>1</sup></b>	Galvanized Shiny Nickel
<b>U1<sup>1</sup></b>	Glossy Gold
<b>05<sup>1</sup></b>	Gold Plated
<b>W4<sup>1</sup></b>	Galvanized Shiny Copper
<b>U4<sup>1</sup></b>	Shiny Copper
<b>W0<sup>1</sup></b>	Super Glossy Black
<b>B0<sup>1</sup></b>	Royal Matt black

1. Consult factory for lead time and pricing
2. For alternate ceiling thickness consult factory
3. **For 3500K CCT, must consult with factory to confirm availability.**

Example:

4. For emergency driver, consult factory.
5. When powering multiple fixtures per driver, consult factory for additional components as required.

Project:	
Type:	
Description:	

## MOOD FIXED SMALL 2.0"

INDOOR - RECESSED

### Technical Info

#### Housing/Driver:

Remote driver is required and provided with open housing for mounting.

#### Optical features Light source features:

1 LED/3step/50,000 hrs

Beam angles: 17°, 27°, 33°, 18°, 28°, 35°

No interchangeable optics

#### Physical features:

Material: Die-cast aluminum

Mountings: Recessed

Surfaces: Ceiling

Weight: 0.22lbs

#### Max Remote Driver Distance:

60 Ft, 18 Ga

80 Ft, 16 Ga

100 Ft, 14 Ga

#### Luminaire Description:

**Trim Features:** LED and heat sink assembly are followed by an optical reflector determining beam degree.

Maximum ceiling thickness 5/8". Suitable for damp locations. Requires remote Class 2 driver. Remote drivers power multiple fixtures wired in series.

**Trim Benefits:** Available in trimless and visible trim, round and square.

**Max Fixture Total Wattage:** 5W

**Warranty:** 5 Year LED.

#### ETL listed, Union assembled

Reggiani reserves the right to change details at any time.

Rev 8/9/2021

### Technical Drawings

#### LIGHT ENGINE

Round Trim



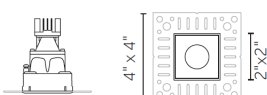
Square Trim



Round Trimless

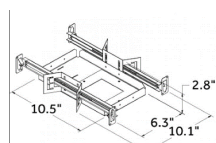


Square Trimless

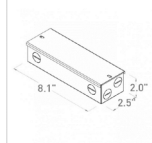


### HOUSING/ DRIVER

Open Housing Small



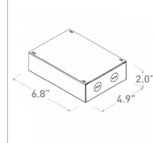
Medium Remote Box



FOR USE WITH: SH36 Driver

1. Must be installed in an accessible serviceable location with maximum 90 degrees Fahrenheit temperature.
2. Requires 3" clearance from any insulation

Large Remote Box



FOR USE WITH: SL65, SD27 and SL192 Driver

1. Must be installed in an accessible serviceable location with maximum 90 degrees Fahrenheit temperature.
2. Requires 3" clearance from any insulation

1. Requires 1/2" clearance from building members, 3" clearance from any insulation
2. Where no minimum install height indicated, minimum height is the trim height plus 1/2"
3. Hanger bars install on all 4 sides, expand from 13.5" to 24"
4. Hanger brackets accept FB bars, C-Channel, and 1/2" conduit for mounting
5. Non electrical housings allow fixture positioning for post ceiling installation.

Project:	
Type:	
Description:	

MOOD FIXED SMALL 2.0"

INDOOR - RECESSED

DELIVERED LUMENS

