

| | |
|--------------|--|
| Project: | |
| Type: | |
| Description: | |

YORI EVO BOX 1.7"

INDOOR - TRACK



Yori Evo Box 1.7"



Precision = Refractor Optics
Performance = Reflector Optics

LIGHT ENGINE

Power LED

Example:

☐ ☐ ☐ ☐ ☐ ☐ ☐ **L.FH82E.WW31.S3**

| Dimming | Optic Type | Wattage | Optics | CCT | Finishes | Track |
|---------------------------------------|------------------------|--------------|--------------------------|--|-------------------------------|---------------------------------|
| T Phase-Cut (10%) | FH8 Precision | 1 4 W | A Precision 8° | HW 2700 K CRI>90 lm 410/725 | 12 Embossed matt white | S3 3 Circuit 120V |
| L² EcoSystem (0.1%) | FH9 Performance | 2 9 W | B Precision 11° | HQ 3000 K CRI>90 lm 415/730 | 31 Embossed matt black | JU Juno 2 Circuit 120V |
| V² 0-10V (10%) | | | E Precision 23° | WW 3000 K CRI>80 lm 485/844 | | G3 Global 3 Circuit 120V |
| | | | H Precision 40° | WN¹ 3500 K CRI>80 lm 507/892 | | |
| | | | B Performance 8° | NN 4000 K CRI>80 lm 530/940 | | |
| | | | E Performance 18° | | | |
| | | | H Performance 29° | | | |

NOTES

- For 3500K, must consult with factory to confirm availability
- Lutron EcoSystem Soft-on, Fade-to-black and 0-10V are only offered with S3 track. 0-10V is only offered with 9W.

All lumens shown above are initial
Lumen delivered up to 435/750 lm Precision
Lumen delivered up to 450/780 lm Performance
Lumen maintenance: L90 B10=50,000h

Warm Dimming COB LED

Example:

☐ ☐ ☐ ☐ ☐ ☐ ☐ **T.FH82B.DT12.G3**

| Dimming | Optic Type | Wattage | Optics | CCT | Finishes | Track |
|--------------------------|----------------------|---------------|------------------------|---------------------------------------|-------------------------------|---------------------------------|
| T Phase-Cut (10%) | FH8 Precision | 2 6.5W | B Precision 27° | DT 1700-3000K CRI>95 lm 10-550 | 12 Embossed matt white | S3 3 Circuit 120V |
| | | | | | 31 Embossed matt black | JU Juno 2 Circuit 120V |
| | | | | | | G3 Global 3 Circuit 120V |

All lumen shown above are initial
Lumen delivered up to 130 lm
Lumen maintenance: L80 B10=50,000h

YORI EVO BOX 1.7"

INDOOR - TRACK

S3 3 - CIRCUIT 120V TRACK

Example:

0.651 . **0.65111.0010**

Track

0.651 S3 Track

Length/Type


| | |
|-----------|------------------------------------|
| 11 | 4 ft. 3 circuit surface 120V |
| 12 | 8 ft. 3 circuit surface 120V |
| 14 | 4 ft. 3 circuit recessed trim 120V |
| 15 | 8 ft. 3 circuit recessed trim 120V |

Finishes

| | |
|--------------|-------|
| .0010 | White |
| .0021 | Black |



Surface



Recessed Trim

JU 2 - CIRCUIT 120V TRACK

Example:

0.650 . **0.65034.0010**

Track

0.650 Juno Track

Length/Type

| | |
|-----------|------------------------------|
| 33 | 2 ft. 2 circuit surface 120V |
| 34 | 4 ft. 2 circuit surface 120V |
| 35 | 6 ft. 2 circuit surface 120V |
| 36 | 8 ft. 2 circuit surface 120V |

Finishes

| | |
|--------------|-------|
| .0010 | White |
| .0021 | Black |



Surface

NOTES

3. End cap is included with each section of track.

G3 3 - CIRCUIT 120V TRACK

Example:

0.720 . **0.72000.0010**

Track


0.720 Global Track

Length/Type

| | |
|-----------|------------------------------|
| 00 | 4 ft. 3 circuit surface 120V |
| 01 | 8 ft. 3 circuit surface 120V |

Finishes

| | |
|--------------|-------|
| .0010 | White |
| .0021 | Black |



Surface

G3 RECESSED JACKET

Example:

0.720 . **0.72010.0021**

Track

0.720⁴ Global Track

Length/Type

| | |
|-----------|---|
| 10 | 4 ft. Recessed trim jacket for G3 track |
| 11 | 8 ft. Recessed trim jacket for G3 track |

Finishes

| | |
|--------------|-------|
| .0010 | White |
| .0021 | Black |



Recessed Trim Jacket

NOTES

4. G3 surface track must be purchased with recessed jacket. See surface track above.

GENERAL NOTES FOR ALL TRACK TYPES

- For tracks being configured in shapes, please consult factory.
- For additional mounting means or special ceiling accessories not shown on the following track accessory pages, please consult factory.
- For additional track finishes, please consult factory.

| | |
|--------------|--|
| Project: | |
| Type: | |
| Description: | |

YORI EVO BOX 1.7"

INDOOR - TRACK

Technical Info

Optical features Light source features:

1 LED/3step/50,000 hrs

Beam angles:

Precision: 8°, 11°, 23°, 27° (Warm- dim DT option), 40°

Performance: 8°, 18°, 29°

Physical features:

Material: Die-cast aluminum

Mounting: Track

Adjustability: 356° horizontal axis, 90° vertical axis

Weight: 1.10 lbs

Luminaire Description:

Fixture Features: Yori Evo is the latest of the Yori family of projectors with many new features. Now Yori Evo comes with 4 sizes, from the 1.7" to the 3.7" for different levels of illumination and design aesthetics. The new optics let you decide the effect you prefer in terms of light output, beam angles and intensity. The range of accessories is another addition to the family and provides even more flexibility to the Yori family.

Fixture Benefits: Part of the Yori family of lights assures consistent design. Ability to aim and quickly change beam spread. Available for multiple track formats.

Track Accessories: Please see following pages.

Max Fixture Total Wattage:

4W LED: 7W

9W LED: 12W

Track Head Accessories: Wide range of Precision and Performance accessories available.

Warranty: 5 Year LED

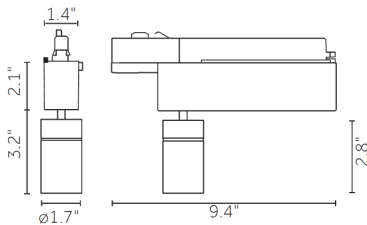
ETL listed, Union assembled

Reggiani reserves the right to change details at any time.

Rev 8/10/2021

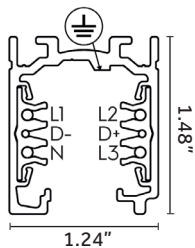
TECHNICAL DRAWINGS

Yori Evo Box 1.7"

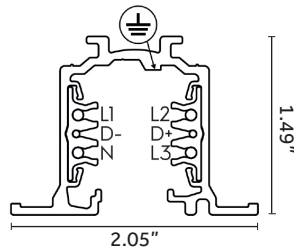


S3 3 - CIRCUIT 120V TRACK

Surface Track

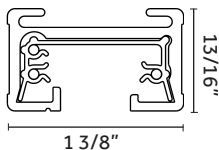


Recessed Track



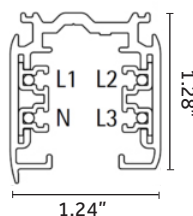
JU 2 - CIRCUIT 120V TRACK

Surface Track

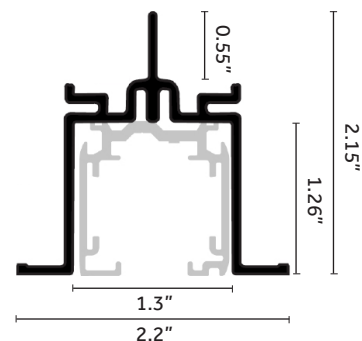


G3 3 - CIRCUIT 120V TRACK

Surface Track



Recessed Jacket



















| | |
|--------------|--|
| Project: | |
| Type: | |
| Description: | |

YORI EVO BOX 1.7"

INDOOR - TRACK

ACCESSORIES PRECISION
















| | | | |
|---|---|------------------------------|--|
|  | Description: Glass filter 1 mm | Code: 0.26400.00__ | Finishes: 4A RED 5A Green 6A Blue 7A Pink 8A Yellow 9A orange |
|  | Description: Colored Gel Slides (2 pieces) | Code: 0.26408.0000 | |
|  | Description: Selective filter 3000K - 2700K | Code: 0.26557.0000 | |
|  | Description: Selective filter 2700K - 2500K | Code: 0.26416.0000 | |
|  | Description: Selective filter 2700K - 2200K | Code: 0.26424.0000 | |
|  | Description: Selective filter 2700K - 2000K | Code: 0.26432.0000 | |
|  | Description: Selective filter 3000K - 3600K | Code: 0.26565.0000 | |
|  | Description: Selective filter 3000K - 4000K | Code: 0.26573.0000 | |
|  | Description: Dense texture honeycomb louvre | Code: 0.26440.0000 | |
|  | Description: Wide texture honeycomb louvre | Code: 0.26448.0000 | |
|  | Description: Elliptical beam lens | Code: 0.26456.0000 | |
|  | Description: Opal lens | Code: 0.26460.0000 | |
|  | Description: Spread lens | Code: 0.26468.0000 | |
|  | Description: Cross blade louvre | Code: 0.26476.0000 | |
|  | Description: Barn doors | Code: 0.26484.0000 | |
|  | Description: Cone 45 ° wall washer | Code: 0.26488.00__ | Finishes: 12 White 31 Black |

| | |
|--------------|--|
| Project: | |
| Type: | |
| Description: | |

YORI EVO BOX 1.7"

INDOOR - TRACK

ACCESSORIES PERFORMANCE

| | | | |
|---|---|------------------------------|--|
|  | Description: Glass filter 1 mm | Code: 0.26401.00__ | Finishes: 4A RED 5A Green 6A Blue 7A Pink 8A Yellow 9A orange |
|  | Description: Colored Gel Slides (2 pieces) | Code: 0.26409.0000 | |
|  | Description: Selective filter 3000K - 2700K | Code: 0.26558.0000 | |
|  | Description: Selective filter 2700K - 2500K | Code: 0.26417.0000 | |
|  | Description: Selective filter 2700K - 2200K | Code: 0.26425.0000 | |
|  | Description: Selective filter 2700K - 2000K | Code: 0.26433.0000 | |
|  | Description: Selective filter 3000K - 3600K | Code: 0.26566.0000 | |
|  | Description: Selective filter 3000K - 4000K | Code: 0.26574.0000 | |
|  | Description: Dense texture honeycomb louvre | Code: 0.26441.0000 | |
|  | Description: Wide texture honeycomb louvre | Code: 0.26449.0000 | |
|  | Description: Elliptical beam lens | Code: 0.26492.0000 | |
|  | Description: Opal lens | Code: 0.26461.0000 | |
|  | Description: Spread lens | Code: 0.26469.0000 | |
|  | Description: Cross blade louvre | Code: 0.26480.0000 | |
|  | Description: Cone 45 ° wall washer | Code: 0.26496.00__ | Finishes: 12 White 31 Black |

| | |
|--------------|--|
| Project: | |
| Type: | |
| Description: | |

YORI EVO BOX 1.7"

INDOOR - TRACK

S3 3 - CIRCUIT 120V TRACK ACCESSORIES














| | | | |
|---|---|------------------------------|--|
|  | Description: Live End Feed Polarity Right | Code: 0.65117.00__ | Finishes: 10 White 21 Black |
|  | Description: Live End Feed Polarity Left | Code: 0.65118.00__ | Finishes: 10 White 21 Black |
|  | Description: Live Straight Connector | Code: 0.65119.00__ | Finishes: 10 White 21 Black |
|  | Description: L-Connector Polarity Internal | Code: 0.65121.00__ | Finishes: 10 White 21 Black |
|  | Description: L-Connector Polarity External | Code: 0.65294.00__ | Finishes: 10 White 21 Black |
|  | Description: T-Connector Polarity External Left | Code: 0.65123.00__ | Finishes: 10 White 21 Black |
|  | Description: T-Connector Polarity External Right | Code: 0.65124.00__ | Finishes: 10 White 21 Black |
|  | Description: T-Connector Polarity Internal Left | Code: 0.65125.00__ | Finishes: 10 White 21 Black |
|  | Description: T-Connector Polarity Internal Right | Code: 0.65126.00__ | Finishes: 10 White 21 Black |
|  | Description: X-Connector | Code: 0.65127.00__ | Finishes: 10 White 21 Black |
|  | Description: Surface Ceiling Clamp Three required for every eight feet and two required for every four feet. | Code: 0.65240.00__ | Finishes: 10 White 21 Black |
|  | Description: T-Bar Ceiling Clamp Three required for every eight feet and two required for every four feet. | Code: 0.65233.00__ | Finishes: 10 White 21 Black |
|  | Description: Dead End Cap for Surface/Pendant Track Includes locking screw. | Code: 0.65161.00__ | Finishes: 10 White 21 Black |
|  | Description: Dead End Cap for Recessed Track Includes locking screw. | Code: 0.65162.00__ | Finishes: 10 White 21 Black |

| | |
|--------------|--|
| Project: | |
| Type: | |
| Description: | |

YORI EVO BOX 1.7"

INDOOR - TRACK

S3 3 - CIRCUIT 120V TRACK ACCESSORIES






| | | | |
|---|---|----------------------------------|--|
|  | Description: End Feed Cover for Recessed Track | Code: 0.65184.00__ | Finishes: 10 White 21 Black |
|  | Description: Middle Feed Cover for Recessed Track | Code: 0.65185.00__ | Finishes: 10 White 21 Black |
|  | Description: L-Connector Cover for Recessed Track | Code: 0.65186.00__ | Finishes: 10 White 21 Black |
|  | Description: T-Connector Cover for Recessed Track | Code: 0.65187.00__ | Finishes: 10 White 21 Black |
|  | Description: X-Connector Cover for Recessed Track | Code: 0.65188.00__ | Finishes: 10 White 21 Black |
|  | Description: Stem Suspension Kit, End of Row Includes 3/8" IP stem, 5" diameter canopy, and metal mounting bracket for track at ends. Three suspension points required for every eight feet and two required for every four feet. | Code: 0.65416.00__00__ | Finishes: 10 White 21 Black Length: 12 12" 18 18" 24 24" 48 48" |
|  | Description: Stem Suspension Kit, Middle of Row Includes 3/8" IP stem, 5" diameter canopy, metal mounting bracket for track, and spline for joint. Three suspension points required for every eight feet and two required for every four feet. | Code: 0.65428.00__00__ | Finishes: 10 White 21 Black Length: 12 12" 18 18" 24 24" 48 48" |
|  | Description: Non-feed Aircraft Cable Suspension Kit, End of Row Includes aircraft cable, round head ceiling attachment, automatic cable gripper, and mounting bracket for track at ends. Three suspension points required for every eight feet and two required for every four feet. | Code: 0.65205.00__0__ | Finishes: 10 White 21 Black Length: 072 6' 108 9' 180 15' |
|  | Description: Non-feed Aircraft Cable Susp. Kit, Middle of Row Includes aircraft cable, round head ceiling attachment, automatic cable gripper, and mounting bracket for track at joints. Three suspension points required for every eight feet and two required for every four feet. | Code: 0.65429.00__0__ | Finishes: 10 White 21 Black Length: 072 6' 108 9' 180 15' |
|  | Description: Feed Aircraft Cable Suspension Kit, End of Row Includes aircraft cable, 5" diameter canopy, automatic cable gripper, and mounting bracket for track at ends. Three suspension points required for every eight feet and two required for every four feet. | Code: 0.65426.00__0__ | Finishes: 10 White 21 Black Length: 072 6' 108 9' 180 15' |
|  | Description: Track Conductor Cutting Tool | Code: 0.65152.0000 | Finishes: Not Painted |
|  | Description: Surface mounting adapter for S3 track | Code: 0.65449.00__ | Finishes: 10 White 21 Black |
|  | Description: 4' Cover Strip for track | Code: 0.65197.00__ | Finishes: 10 White 21 Black |

| | |
|--------------|--|
| Project: | |
| Type: | |
| Description: | |

YORI EVO BOX 1.7"

INDOOR - TRACK

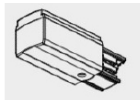
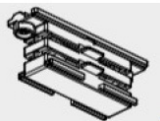
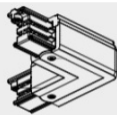
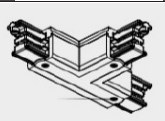
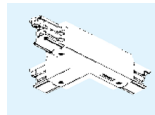

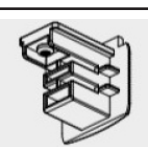





JU 2 - CIRCUIT 120V TRACK ACCESSORIES

| | | | |
|---|---|-------------------------------------|--|
|  | Description: Live Straight Connector Connects two track sections. | Code: 0.65038.00__ | Finishes: 10 White 21 Black |
|  | Description: L-Connector Connects two track sections in a straight or L configuration. May be used as a feed point. | Code: 0.65040.00__ | Finishes: 10 White 21 Black |
|  | Description: T-Connector Connects three track sections in a T configuration. Adjustable for right or left applications. May be used as a feed point. | Code: 0.65041.00__ | Finishes: 10 White 21 Black |
|  | Description: X-Connector Connects four track sections in an X configuration. Factory wired for two separate 90° runs. May be field wired for one run. May be used as a feed point. | Code: 0.65043.00__ | Finishes: 10 White 21 Black |
|  | Description: Live End Feed Direct wiring through a ceiling with end feed in suspension. Accepts 3/8" or 1/2" (trade size) electrical fittings. Top access. | Code: 0.65045.00__ | Finishes: 10 White 21 Black |

YORI EVO BOX 1.7"

INDOOR - TRACK

G3 3 - CIRCUIT 120V TRACK ACCESSORIES




| | | | |
|---|--|------------------------------|--|
|  | Description: Live End Feed | Code: 0.72020.00__ | Finishes: 10 White 21 Black |
|  | Description: Live Straight Connector | Code: 0.72022.00__ | Finishes: 10 White 21 Black |
|  | Description: L-Connector | Code: 0.72023.00__ | Finishes: 10 White 21 Black |
|  | Description: T-Connector Polarity Right | Code: 0.72024.00__ | Finishes: 10 White 21 Black |
|  | Description: T-Connector Polarity Left | Code: 0.72025.00__ | Finishes: 10 White 21 Black |
|  | Description: X-Connector | Code: 0.72026.00__ | Finishes: 10 White 21 Black |
|  | Description: Dead End Cap | Code: 0.72029.00__ | Finishes: 10 White 21 Black |
|  | Description: Recessed Sleeve End Cap | Code: 0.72031.00__ | Finishes: Not Painted |
|  | Description: Bending Tool for Track Power Wires | Code: 0.72032.0000 | Finishes: Not Painted |
|  | Description: Surface Ceiling Clamp Fast mounting "click" version. Three required for every eight feet and two required for every four feet. | Code: 0.72070.00__ | Finishes: 10 White 21 Black |
|  | Description: T-Bar Ceiling Clamp Three required for every eight feet and two required for every four feet. | Code: 0.72071.00__ | Finishes: 10 White 21 Black |
|  | Description: Recessed T-Bar Ceiling Clamp Three required for every eight feet and two required for every four feet. | Code: 0.72072.00__ | Finishes: 10 White 21 Black |

| | |
|--------------|--|
| Project: | |
| Type: | |
| Description: | |

YORI EVO BOX 1.7"

INDOOR - TRACK

G3 3 - CIRCUIT 120V TRACK ACCESSORIES

| | | | | |
|---|--|------------------------------------|--|--|
|  | Description: Feed Stem Suspension Kit Includes 3/8" IP stem, 5" diameter canopy, and end feed suspension bracket. Three suspension points required for every eight feet and two required for every four feet. | Code: 0.65420.00___.00__ | Finishes: 10 White 21 Black | Length: 12 12" 18 18" 24 24" 36 36" 48 48" |
|  | Description: Non-feed Stem Suspension Kit Includes 3/8" IP stem, 5" diameter canopy, and point suspension bracket. Three suspension points required for every eight feet and two required for every four feet. | Code: 0.65421.00___.00__ | Finishes: 10 White 21 Black | Length: 12 12" 18 18" 24 24" 36 36" 48 48" |
|  | Description: Aircraft Cable Suspension Kit Includes aircraft cable, ceiling mounting cup, and metal mounting bracket for track. Three suspension points required for every eight feet and two required for every four feet. | Code: 0.65422.00___.0___ | Finishes: 10 White 21 Black | Length: 060 5' 108 9' 192 16' |