


|              |  |
|--------------|--|
| Project:     |  |
| Type:        |  |
| Description: |  |

## YORI PENDANT 1.4" INDOOR - PENDANT



Yori Pendant 6"      Yori Pendant 16"      Yori Pendant 31.5"



## LIGHT ENGINE Example:

**A** .    .   **A.PH51E.WW01**

| Watt/Length                 | Optics              | CCT  | 3.5W | Finishes                      |
|-----------------------------|---------------------|--|------|-------------------------------|
| <u>PH51</u> 3.5W/6" long    | <u>B</u> 8° Narrow  | <u>HW</u> 2700K    CRI >90    310 lm             |      | <u>12</u> Embossed matt white |
| <u>QH51</u> 3.5W/16" long   | <u>E</u> 22° Medium | <u>HQ</u> 3000K    CRI >90    315 lm             |      | <u>31</u> Embossed matt black |
| <u>TH51</u> 3.5W/31.5" long | <u>H</u> 28° Wide   | <u>WW</u> 3000K    CRI >80    380 lm             |      | <u>CO</u> Royal matt white    |
|                             |                     | <u>WN<sup>4</sup></u> 3500K    CRI >80    398 lm |      | <u>B0</u> Royal matt black    |
|                             |                     | <u>NN</u> 4000K    CRI >80    415 lm             |      | <u>N0</u> Brushed copper      |

All lumen above are initial.  
Lumen delivered up to 192 lm.  
Lumen maintenance L90 B10=50,000h.

|                                   |
|-----------------------------------|
| <u>DO</u> Brushed brass           |
| <u>E0</u> Brushed gold            |
| <u>O1</u> Chrome                  |
| <u>M0</u> Brushed aluminum        |
| <u>L0</u> Antiqued brushed bronze |

- NOTES
1. Consult factory for lead time and pricing
  2. 48" Standard cord length
  3. For custom cord length, add .CXXX to the end of the ordering code, where XXX is the custom cord length in inches
  4. For 3500K, must consult with factory to confirm availability
  5. White canopy and cord are provided for all finishes above except for 31 and B0, unless black is requested at the time of order. Black canopy and cord are provided for 31 and B0

## DRIVER Example:

. **F**   . **0000** **T.FMH36.0000**

| Dimming            | Driver Location        | Driver Code   | Plate                |
|--------------------|------------------------|---|----------------------|
| <u>T</u> Phase-Cut | <u>F</u> Remote Driver | 3.5W <u>MH36</u> 120V; Phase-cut, dims down to 10%, powers 4-5 fixtures in series | <u>0000</u> No plate |
| <u>V</u> 0-10V     |                        | 3.5W <u>LD27</u> 120/277V; 0-10V, dims down to 1%, powers 1-5 fixtures in series  |                      |

- NOTES
6. For emergency driver options, consult factory

|              |  |
|--------------|--|
| Project:     |  |
| Type:        |  |
| Description: |  |

## YORI PENDANT 1.4" INDOOR - PENDANT

### Technical Info

**Driver:**

Remote driver.

**Mounting:** Pendant. Mounts to standard octagon box using a canopy (ø5", 0.25" thick).

**Optical features Light source features:**

1 LED/3 step/50,000hrs  
Beam Angles: 8°, 22°, 28°

**Physical features :**

Material: Die-cast aluminum  
Weight: 6" version: .35lbs; 16" version: 1.11 lbs; 31.5" version: 1.3 lbs  
Cable length: 48" Standard

**Max Remote Driver Distance:**

60 Ft, 18Ga  
80 Ft, 16Ga  
100 Ft, 14 Ga

**Luminaire Description:**

**Fixture Features:** LED and optics reside inside the cylinder concealing the light source.

**Trim Benefits:** Part of the Yori family of recessed, track, surface, pendant, and wall. Allows design consistency.

**Accessories:** Solid and hollow cylinder dropped lens accessories.

**Max Fixture Total Wattage:** 5W

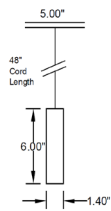
**Warranty:** 5 Year LED.

**ETL listed, Union assembled**

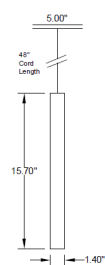
Reggiani reserves the right to change details at any time.  
Rev 8/10/2021

## TECHNICAL DRAWINGS

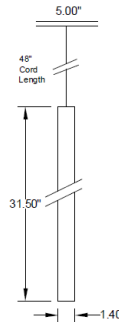
Yori Pendant 6"



Yori Pendant 16"

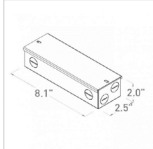


Yori Pendant 31.5"



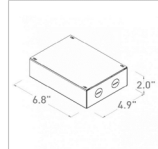
## DRIVER

Medium Remote Box



FOR USE WITH: MH36 Driver

Large Remote Box



FOR USE WITH: LD27 Driver





1. Must be installed in an accessible serviceable location with maximum 90 degrees Fahrenheit temperature.
2. Requires 3" clearance from any insulation

|              |  |
|--------------|--|
| Project:     |  |
| Type:        |  |
| Description: |  |

## YORI PENDANT 1.4"

INDOOR - PENDANT

### ACCESSORIES

|   |   |                                    |
|---|---|------------------------------------|
|  | <b>Description</b><br>Cylinder, solid version (Ø 1.4", h 1.4")  | <b>Code</b><br><b>0.26042.0000</b> |
|  | <b>Description</b><br>Cylinder, solid version (Ø 1.4", h 2.8")  | <b>Code</b><br><b>0.26043.0000</b> |
|  | <b>Description</b><br>Cylinder, hollow version (Ø 1.4", h 1.4") | <b>Code</b><br><b>0.26044.0000</b> |
|  | <b>Description</b><br>Cylinder, hollow version (Ø 1.4", h 2.8") | <b>Code</b><br><b>0.26045.0000</b> |